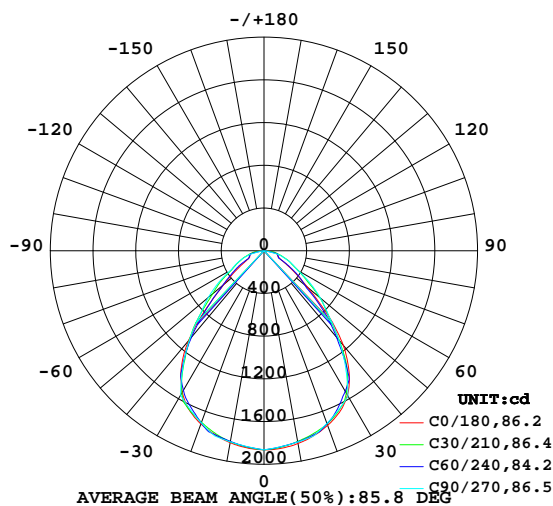


LUMINAIRE PHOTOMETRIC TEST REPORT

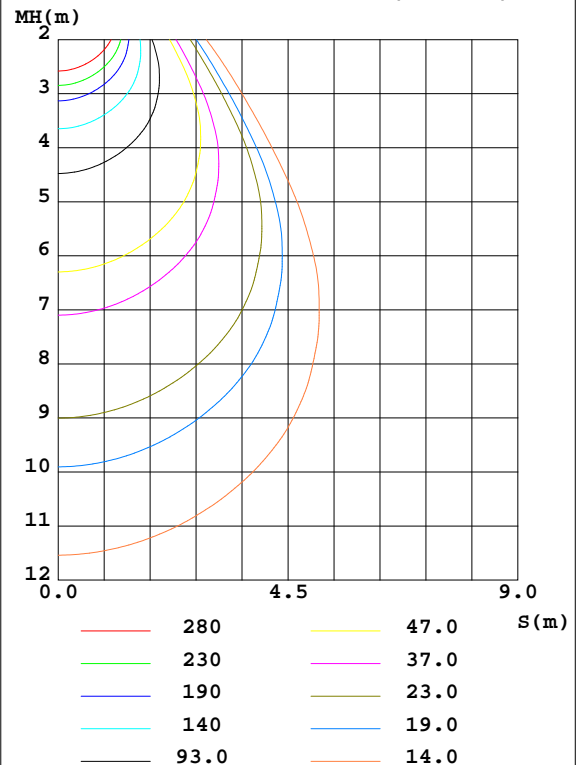
Test:U:230.31V I:0.1366A P:30.748W PF:0.9770 Freq:49.99Hz Lamp Flux:3666.67x1 lm		
NAME: IL-PD595US 3.000K	TYPE:	WEIGHT:
SPEC.:	DIM.:	SERIAL No.:
MFR.: EVERFINE	SUR.:550*550	Shielding Angle:

DATA OF LAMP		PHOTOMETRIC DATA Eff: 119.25 lm/W			
MODEL	IL-PD595US 3.000K	Imax(cd)	1864	S/MH(C0/180)	1.24
NOMINAL POWER(W)	30	LOR(%)	100.0	S/MH(C90/270)	1.21
RATED VOLTAGE(V)	230	TOTAL FLUX(lm)	3666.7	η UP,DN(C0-180)	0.0,49.8
NOMINAL FLUX(lm)	3666.67	CIE CLASS	DIRECT	η UP,DN(C180-360)	0.0,50.2
LAMPS INSIDE	1	η up(%)	0.0	CIBSE SHR NOM	1.25
TEST VOLTAGE(V)	230	η down(%)	100.0	CIBSE SHR MAX	1.25

LUMINOUS INTENSITY DISTRIBUTION DIAGRAM



C0 PLANE ISOLUX DIAGRAM (UNIT:lx)



β H() Range:-90 - 90DEG
 β H() Interval: 1.0DEG
Test Speed: HIGH
Temperature:25.3DEG
Operators:
Test Date:2023-08-14

V(B) Range:-75 - 75DEG
V(B) Interval: 5.0DEG
Test System:EVERFINE GO-2000B_V1 SYSTEM V2.0.404.7
Humidity:65.0%
Test Distance:8.240m [K=1.0000]
Remarks: IL-PD595US 3.000K

ZONAL FLUX DIAGRAM

ZONAL FLUX DIAGRAM:

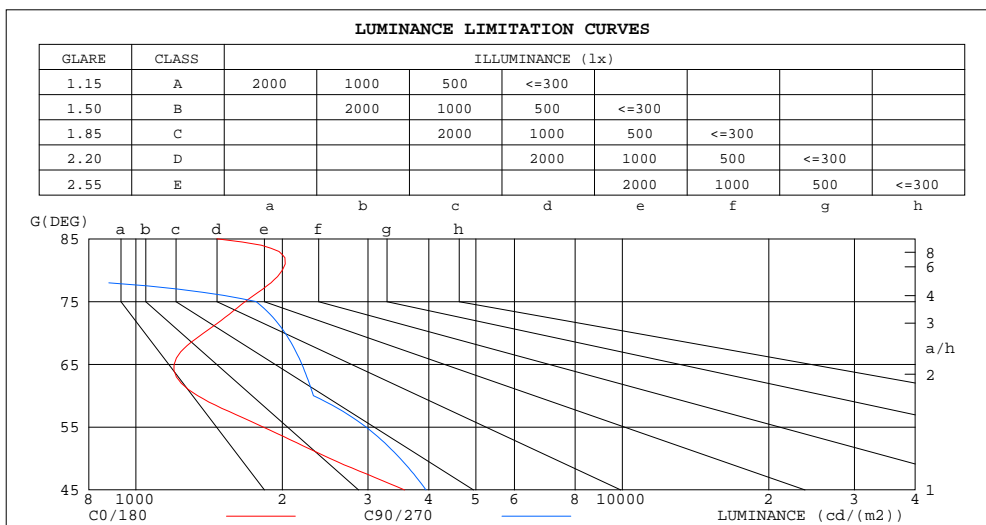
γ	C0	C45	C90	C135	C180	C225	C270	C315	γ	Φ zone	Φ total	$\%lum, lamp$
10	1825	1813	1817	1814	1833	1815	1819	1814	0- 10	175.2	175.2	4.78,4.78
20	1727	1732	1716	1731	1741	1734	1722	1735	10- 20	502.3	677.5	18.5,18.5
30	1532	1488	1561	1494	1563	1502	1573	1499	20- 30	754.0	1432	39,39
40	1099	1077	1083	1102	1156	1113	1093	1098	30- 40	829.7	2261	61.7,61.7
50	487.1	559.3	679.4	568.1	530.9	582.3	688.6	556.9	40- 50	628.9	2890	78.8,78.8
60	202.6	314.2	350.6	302.5	217.8	320.5	361.4	294.0	50- 60	379.0	3269	89.2,89.2
70	142.7	202.4	209.7	197.0	136.8	204.9	211.8	192.6	60- 70	227.8	3497	95.4,95.4
80	105.1	91.99	0	88.03	104.4	91.77	0	94.92	70- 80	148.4	3645	99.4,99.4
90	1.326	0	0	0	1.930	0	0	0	80- 90	21.46	3667	100,100
100									90-100			
110									100-110			
120									110-120			
130									120-130			
140									130-140			
150									140-150			
160									150-160			
170									160-170			
180									170-180			
DEG	LUMINOUS INTENSITY:cd									UNIT:lm		

$H(\beta)$ Range:-90 - 90DEG
 $\beta H()$ Interval: 1.0DEG
 Test Speed: HIGH
 Temperature:25.3DEG
 Operators:
 Test Date:2023-08-14

V(B) Range:-75 - 75DEG
 V(B) Interval: 5.0DEG
 Test System:EVERFINE GO-2000B_V1 SYSTEM V2.0.404.7
 Humidity:65.0%
 Test Distance:8.240m [K=1.0000]
 Remarks: IL-PD595US 3.000K

LUMINANCE LIMITATION CURVES

Test:U:230.31V I:0.1366A P:30.748W PF:0.9770 Freq:49.99Hz Lamp Flux:3666.67x1 lm		
NAME: IL-PD595US 3.000K	TYPE:	WEIGHT:
SPEC.:	DIM.:	SERIAL No.:
MFR.: EVERFINE	SUR.:550*550	Shielding Angle:



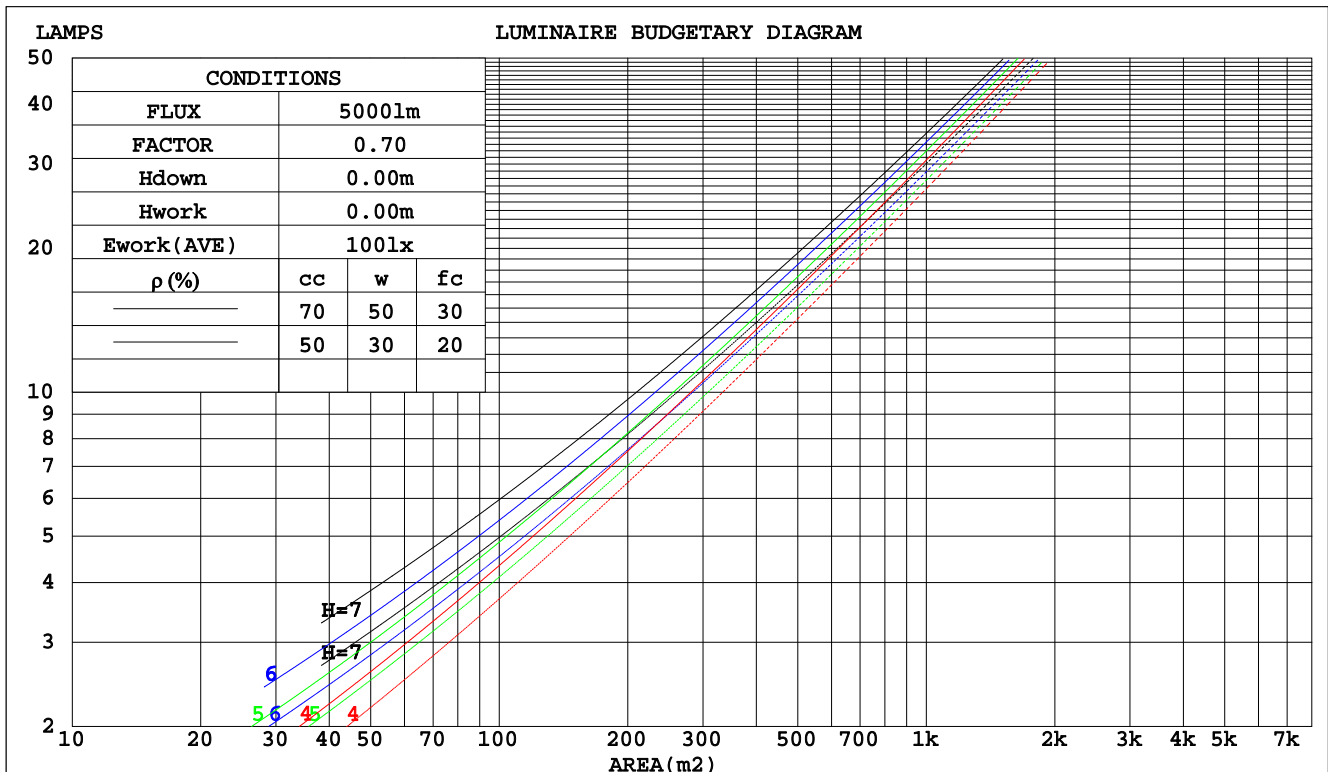
β H() Range:-90 - 90DEG
 β H() Interval: 1.0DEG
Test Speed: HIGH
Temperature:25.3DEG
Operators:
Test Date:2023-08-14

V(B) Range:-75 - 75DEG
V(B) Interval: 5.0DEG
Test System:EVERFINE GO-2000B_V1 SYSTEM V2.0.404.7
Humidity:65.0%
Test Distance:8.240m [K=1.0000]
Remarks: IL-PD595US 3.000K

CU AND LUMINAIRE BUDGETARY ESTIMATE DIAGRAM

Test:U:230.31V I:0.1366A P:30.748W PF:0.9770 Freq:49.99Hz Lamp Flux:3666.67x1 lm		
NAME: IL-PD595US 3.000K	TYPE:	WEIGHT:
SPEC.:	DIM.:	SERIAL No.:
MFR.: EVERFINE	SUR.:550*550	Shielding Angle:

pcc	80%			70%			50%			30%			10%			0
pw	50%	30%	10%	50%	30%	10%	50%	30%	10%	50%	30%	10%	50%	30%	10%	0
pfc	20%			20%			20%			20%			20%			0
RCR	RCR:Room Cavity Ratio			Coefficients of Utilization(CU)												
0.0	1.19	1.19	1.19	1.16	1.16	1.16	1.11	1.11	1.11	1.06	1.06	1.06	1.02	1.02	1.02	1.00
1.0	1.07	1.03	1.00	1.05	1.01	.98	1.00	.98	.95	.97	.94	.93	.93	.91	.90	.88
2.0	.95	.90	.85	.94	.88	.84	.90	.86	.82	.87	.83	.80	.84	.81	.78	.76
3.0	.86	.79	.73	.84	.78	.73	.81	.76	.71	.79	.74	.70	.76	.72	.69	.67
4.0	.77	.70	.64	.76	.69	.64	.74	.68	.63	.72	.66	.62	.69	.65	.61	.59
5.0	.70	.62	.57	.69	.62	.56	.67	.61	.56	.65	.60	.55	.64	.59	.55	.53
6.0	.64	.56	.50	.63	.56	.50	.62	.55	.50	.60	.54	.49	.58	.53	.49	.47
7.0	.59	.51	.45	.58	.51	.45	.57	.50	.45	.55	.49	.45	.54	.48	.44	.43
8.0	.54	.46	.41	.53	.46	.41	.52	.46	.41	.51	.45	.41	.50	.44	.40	.39
9.0	.50	.43	.37	.49	.42	.37	.48	.42	.37	.47	.41	.37	.46	.41	.37	.35
10.0	.46	.39	.34	.46	.39	.34	.45	.39	.34	.44	.38	.34	.43	.38	.34	.32



βH() Range:-90 - 90DEG
βH() Interval: 1.0DEG
Test Speed: HIGH
Temperature:25.3DEG
Operators:
Test Date:2023-08-14

V(B) Range:-75 - 75DEG
V(B) Interval: 5.0DEG
Test System:EVERFINE GO-2000B_V1 SYSTEM V2.0.404.7
Humidity:65.0%
Test Distance:8.240m [K=1.0000]
Remarks: IL-PD595US 3.000K

WEC AND CCEC

Test:U:230.31V I:0.1366A P:30.748W PF:0.9770 Freq:49.99Hz Lamp Flux:3666.67x1 lm		
NAME: IL-PD595US 3.000K	TYPE:	WEIGHT:
SPEC.:	DIM.:	SERIAL No.:
MFR.: EVERFINE	SUR.:550*550	Shielding Angle:

pcc	80%			70%			50%			30%			10%			0	
pw	50%	30%	10%	50%	30%	10%	50%	30%	10%	50%	30%	10%	50%	30%	10%	0	
pfc	20%			20%			20%			20%			20%			0	
RCR	RCR:Room Cavity Ratio						Wall Exitance Coefficients(WEC)										
0.0																	
1.0	.254	.144	.046	.247	.141	.045	.234	.134	.043	.222	.128	.041	.211	.122	.039		
2.0	.243	.133	.041	.237	.131	.040	.226	.126	.039	.216	.121	.038	.206	.117	.037		
3.0	.229	.122	.037	.224	.120	.036	.214	.116	.035	.205	.112	.034	.196	.109	.034		
4.0	.215	.112	.033	.210	.110	.033	.201	.107	.032	.193	.104	.031	.186	.101	.031		
5.0	.201	.103	.030	.197	.101	.029	.190	.099	.029	.182	.096	.029	.176	.094	.028		
6.0	.189	.095	.027	.185	.094	.027	.179	.092	.027	.172	.089	.026	.166	.088	.026		
7.0	.178	.088	.025	.175	.087	.025	.169	.085	.025	.163	.083	.024	.157	.082	.024		
8.0	.168	.082	.023	.165	.081	.023	.159	.080	.023	.154	.078	.023	.149	.077	.022		
9.0	.158	.077	.021	.156	.076	.021	.151	.075	.021	.146	.073	.021	.142	.072	.021		
10.0	.150	.072	.020	.148	.071	.020	.143	.070	.020	.139	.069	.020	.135	.068	.020		

pcc	80%			70%			50%			30%			10%			0
pw	50%	30%	10%	50%	30%	10%	50%	30%	10%	50%	30%	10%	50%	30%	10%	0
pfc	20%			20%			20%			20%			20%			0
RCR	RCR:Room Cavity Ratio						Ceiling Cavity Exitance Coefficients(CCEC)									
0.0	.190	.190	.190	.163	.163	.163	.111	.111	.111	.064	.064	.064	.020	.020	.020	
1.0	.176	.157	.139	.151	.134	.119	.103	.092	.083	.059	.054	.048	.019	.017	.016	
2.0	.166	.132	.104	.142	.114	.090	.097	.079	.063	.056	.046	.037	.018	.015	.012	
3.0	.157	.114	.080	.134	.098	.069	.092	.068	.049	.053	.040	.029	.017	.013	.009	
4.0	.148	.100	.063	.127	.087	.055	.088	.060	.039	.051	.035	.023	.016	.012	.008	
5.0	.141	.089	.051	.121	.077	.045	.083	.054	.032	.048	.032	.019	.016	.010	.006	
6.0	.134	.081	.043	.115	.070	.037	.079	.049	.026	.046	.029	.016	.015	.009	.005	
7.0	.127	.074	.036	.110	.064	.031	.076	.045	.022	.044	.026	.013	.014	.009	.004	
8.0	.122	.068	.031	.105	.059	.027	.072	.041	.019	.042	.024	.011	.014	.008	.004	
9.0	.116	.063	.027	.100	.055	.024	.069	.038	.017	.040	.023	.010	.013	.007	.003	
10.0	.111	.059	.024	.096	.051	.021	.066	.036	.015	.039	.021	.009	.013	.007	.003	

pH() Range:-90 - 90DEG
 pH() Interval: 1.0DEG
 Test Speed: HIGH
 Temperature:25.3DEG
 Operators:
 Test Date:2023-08-14

V(B) Range:-75 - 75DEG
 V(B) Interval: 5.0DEG
 Test System:EVERFINE GO-2000B_V1 SYSTEM V2.0.404.7
 Humidity:65.0%
 Test Distance:8.240m [K=1.0000]
 Remarks: IL-PD595US 3.000K

UGR(Unified Glare Rating) Table

Test:U:230.31V I:0.1366A P:30.748W PF:0.9770 Freq:49.99Hz Lamp Flux:3666.67x1 lm										
NAME: IL-PD595US 3.000K					TYPE:			WEIGHT:		
SPEC.:					DIM.:			SERIAL No.:		
MFR.: EVERFINE					SUR.:550*550			Shielding Angle:		
ceiling/cavity	0.7	0.7	0.5	0.5	0.3	0.7	0.7	0.5	0.5	0.3
walls	0.5	0.3	0.5	0.3	0.3	0.5	0.3	0.5	0.3	0.3
working plane	0.2	0.2	0.2	0.2	0.2	0.2	0.2	0.2	0.2	0.2
Room dimensions	Viewed crosswise					Viewed endwise				
x = 2H y = 2H	15.0	16.3	15.3	16.5	16.7	15.2	16.5	15.4	16.7	16.9
3H	15.7	16.9	16.0	17.2	17.4	16.1	17.4	16.4	17.6	17.8
4H	16.2	17.4	16.5	17.6	17.8	16.7	17.8	17.0	18.0	18.3
6H	16.7	17.8	17.0	18.0	18.3	16.7	17.8	17.0	18.0	18.3
8H	16.9	17.9	17.2	18.2	18.5	16.7	17.7	17.0	18.0	18.2
12H	17.0	18.0	17.3	18.2	18.5	16.6	17.6	16.9	17.9	18.2
4H 2H	15.3	16.5	15.6	16.7	17.0	15.4	16.6	15.7	16.8	17.0
3H	16.4	17.4	16.8	17.7	18.0	16.5	17.5	16.9	17.8	18.1
4H	17.1	18.0	17.5	18.3	18.7	17.2	18.1	17.6	18.4	18.8
6H	17.7	18.5	18.1	18.9	19.3	17.3	18.1	17.7	18.5	18.8
8H	18.0	18.7	18.4	19.1	19.4	17.3	18.0	17.7	18.4	18.8
12H	18.1	18.8	18.5	19.2	19.6	17.2	17.9	17.7	18.3	18.7
8H 4H	17.4	18.1	17.8	18.5	18.9	17.5	18.2	17.9	18.6	19.0
6H	18.3	18.9	18.7	19.3	19.7	17.7	18.3	18.1	18.7	19.1
8H	18.6	19.1	19.1	19.6	20.0	17.6	18.2	18.1	18.6	19.0
12H	18.8	19.3	19.3	19.7	20.2	17.6	18.0	18.0	18.5	19.0
12H 4H	17.4	18.1	17.8	18.4	18.8	17.5	18.2	18.0	18.6	19.0
6H	18.3	18.8	18.7	19.2	19.7	17.7	18.3	18.2	18.7	19.1
8H	18.6	19.1	19.1	19.5	20.0	17.7	18.1	18.1	18.6	19.0
Variations with the observer position at spacings:										
S = 1.0H	+ 0.4 / - 0.5					+ 0.4 / - 0.5				
1.5H	+ 0.4 / - 0.7					+ 0.6 / - 0.9				
2.0H	+ 0.9 / - 1.2					+ 1.2 / - 1.5				

CIE Pub.117, 3667 lm Total Lamp Luminous Flux Corrected ($8\log(F/F_0) = 4.5$)

β_H () Range:-90 - 90DEG
 β_H () Interval: 1.0DEG
 Test Speed: HIGH
 Temperature:25.3DEG
 Operators:
 Test Date:2023-08-14

V(B) Range:-75 - 75DEG
 V(B) Interval: 5.0DEG
 Test System:EVERFINE GO-2000B_V1 SYSTEM V2.0.404.7
 Humidity:65.0%
 Test Distance:8.240m [K=1.0000]
 Remarks: IL-PD595US 3.000K

UTILIZATION FACTORS TABLE

Test:U:230.31V I:0.1366A P:30.748W PF:0.9770 Freq:49.99Hz Lamp Flux:3666.67x1 lm		
NAME: IL-PD595US 3.000K	TYPE:	WEIGHT:
SPEC.:	DIM.:	SERIAL No.:
MFR.: EVERFINE	SUR.:550*550	Shielding Angle:

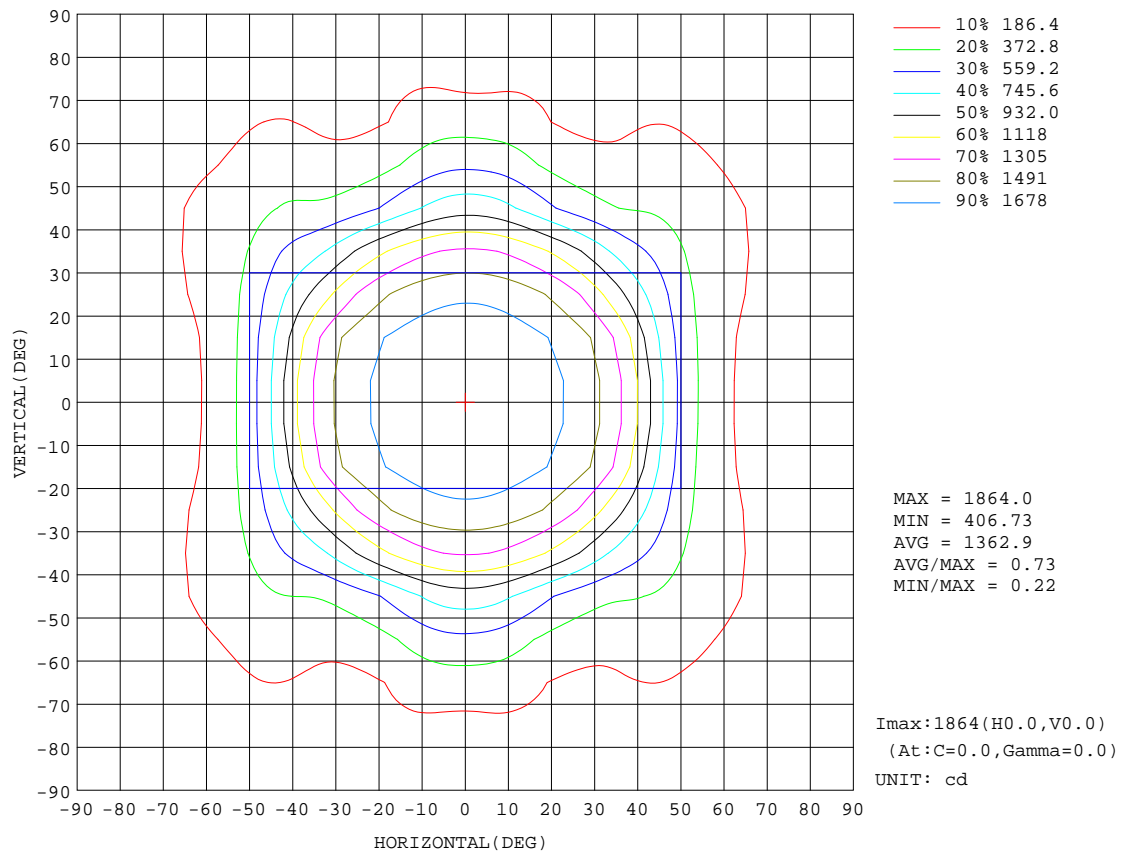
REFLECTANCE										
Ceiling	0.8	0.8	0.8	0.7	0.7	0.7	0.5	0.5	0.5	0
Walls	0.7	0.5	0.3	0.7	0.5	0.3	0.7	0.5	0.3	0
Working plane	0.2	0.2	0.2	0.2	0.2	0.2	0.2	0.2	0.2	0
ROOM INDEX	UTILIZATION FACTORS(PERCENT) $k(RI) \times RCR = 5$									
$k = 0.60$	68	58	52	67	58	52	66	57	52	46
0.80	77	68	62	76	67	61	75	67	61	55
1.00	85	76	70	84	75	70	82	76	69	63
1.25	91	82	77	90	82	76	87	80	76	69
1.50	95	87	82	94	86	81	91	85	80	74
2.00	101	94	89	99	93	88	96	91	86	80
2.50	104	97	93	102	96	92	98	94	90	82
3.00	106	101	96	104	99	95	100	96	93	85
4.00	109	105	101	107	103	100	103	100	97	89
5.00	111	107	104	109	105	103	105	102	100	91
ROOM INDEX	UF(total)									Direct
According to DIN EN 13032-2 2004			Suspended					SHRNOM = 1.25		

$H(\beta)$ Range:-90 - 90DEG
 $\beta H()$ Interval: 1.0DEG
 Test Speed: HIGH
 Temperature:25.3DEG
 Operators:
 Test Date:2023-08-14

$V(B)$ Range:-75 - 75DEG
 $V(B)$ Interval: 5.0DEG
 Test System:EVERFINE GO-2000B_V1 SYSTEM V2.0.404.7
 Humidity:65.0%
 Test Distance:8.240m [K=1.0000]
 Remarks: IL-PD595US 3.000K

ISOCANDELA DIAGRAM

Test:U:230.31V I:0.1366A P:30.748W PF:0.9770 Freq:49.99Hz Lamp Flux:3666.67x1 lm		
NAME: IL-PD595US 3.000K	TYPE:	WEIGHT:
SPEC.:	DIM.:	SERIAL No.:
MFR.: EVERFINE	SUR.:550*550	Shielding Angle:




β H() Range:-90 - 90DEG
 β H() Interval: 1.0DEG
Test Speed: HIGH
Temperature:25.3DEG
Operators:
Test Date:2023-08-14

V(B) Range:-75 - 75DEG
V(B) Interval: 5.0DEG
Test System:EVERFINE GO-2000B_V1 SYSTEM V2.0.404.7
Humidity:65.0%
Test Distance:8.240m [K=1.0000]
Remarks: IL-PD595US 3.000K

AAI Figure

Test:U:230.31V I:0.1366A P:30.748W PF:0.9770 Freq:49.99Hz Lamp Flux:3666.67x1 lm		
NAME: IL-PD595US 3.000K	TYPE:	WEIGHT:
SPEC.:	DIM.:	SERIAL No.:
MFR.: EVERFINE	SUR.:550*550	Shielding Angle:

Flux out:2514 lm



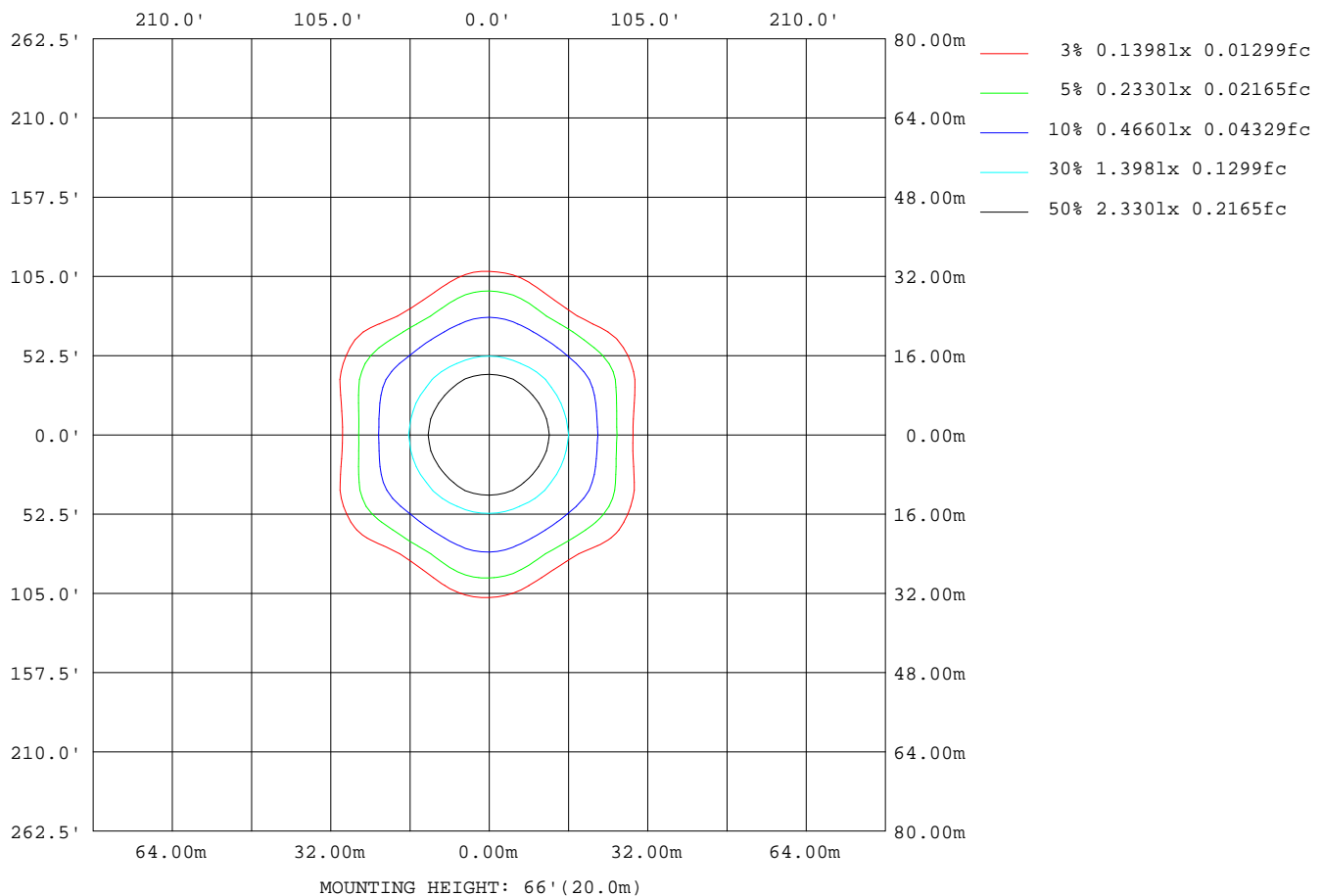
Note: The Curves indicate the illuminated area and the average illumination when the luminaire is at different distance.

ρH() Range: -90 - 90DEG
 ρH() Interval: 1.0DEG
 Test Speed: HIGH
 Temperature: 25.3DEG
 Operators:
 Test Date: 2023-08-14

V(B) Range: -75 - 75DEG
 V(B) Interval: 5.0DEG
 Test System: EVERFINE GO-2000B_V1 SYSTEM V2.0.404.7
 Humidity: 65.0%
 Test Distance: 8.240m [K=1.0000]
 Remarks: IL-PD595US 3.000K

ISOLUX DIAGRAM

Test:U:230.31V I:0.1366A P:30.748W PF:0.9770 Freq:49.99Hz Lamp Flux:3666.67x1 lm		
NAME: IL-PD595US 3.000K	TYPE:	WEIGHT:
SPEC.:	DIM.:	SERIAL No.:
MFR.: EVERFINE	SUR.:550*550	Shielding Angle:



β H() Range:-90 - 90DEG
 β H() Interval: 1.0DEG
Test Speed: HIGH
Temperature:25.3DEG
Operators:
Test Date:2023-08-14

V(B) Range:-75 - 75DEG
V(B) Interval: 5.0DEG
Test System:EVERFINE GO-2000B_V1 SYSTEM V2.0.404.7
Humidity:65.0%
Test Distance:8.240m [K=1.0000]
Remarks: IL-PD595US 3.000K

LED Avg.L Report

Test:U:230.31V I:0.1366A P:30.748W PF:0.9770 Freq:49.99Hz Lamp Flux:3666.67x1 lm		
NAME: IL-PD595US 3.000K	TYPE:	WEIGHT:
SPEC.:	DIM.:	SERIAL No.:
MFR.: EVERFINE	SUR.:550*550	Shielding Angle:

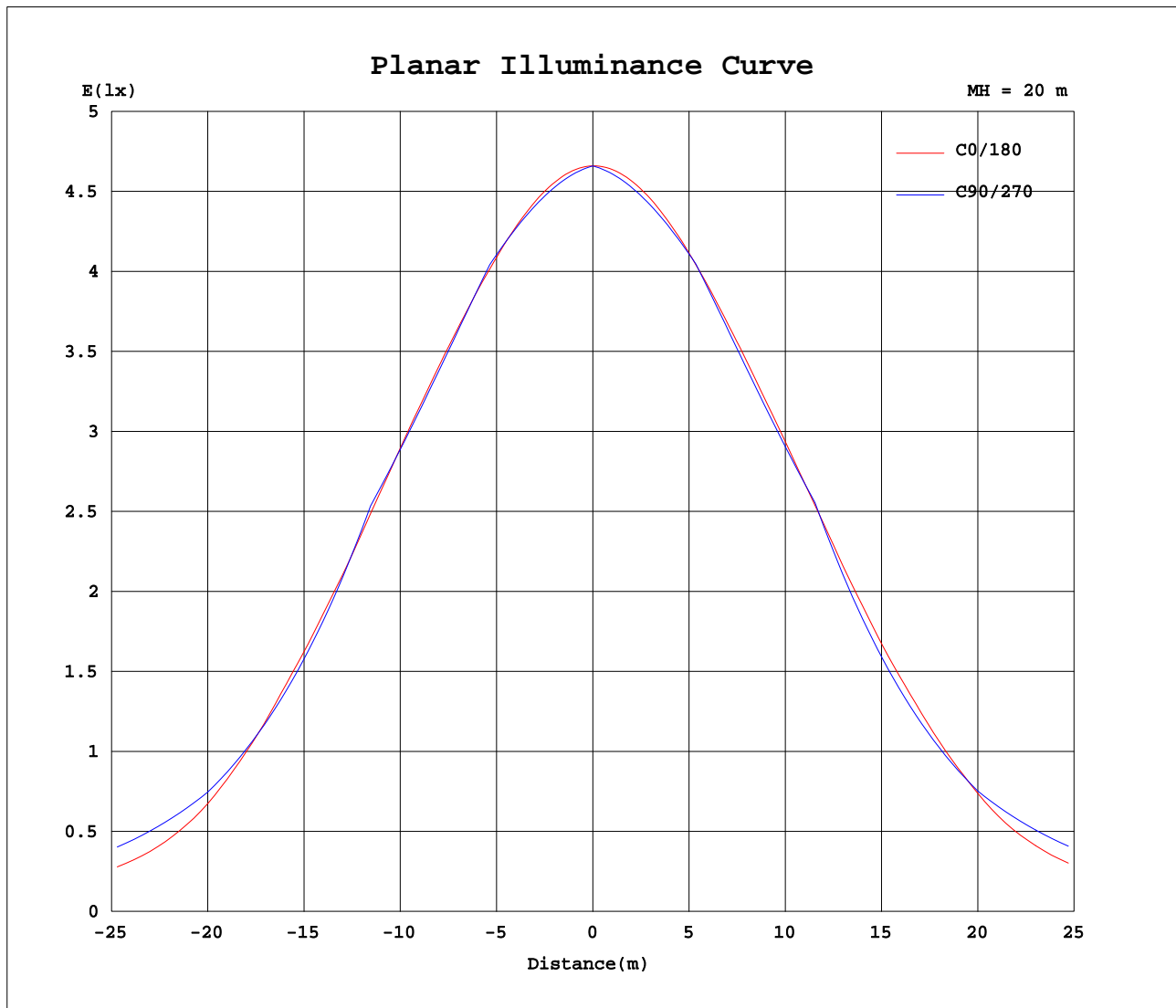
AvgL	cd/m2
L_0~180(65)av	1211
L_0~180(75)av	1655
L_0~180(85)av	1695
L_90~270(65)av	2223
L_90~270(75)av	1767
L_90~270(85)av	0
L_45(65)av	1930
L_45(75)av	2000
L_45(85)av	0

Standard: GB/T 29293-2012

β H() Range:-90 - 90DEG
 β H() Interval: 1.0DEG
Test Speed: HIGH
Temperature:25.3DEG
Operators:
Test Date:2023-08-14

V(B) Range:-75 - 75DEG
V(B) Interval: 5.0DEG
Test System:EVERFINE GO-2000B_V1 SYSTEM V2.0.404.7
Humidity:65.0%
Test Distance:8.240m [K=1.0000]
Remarks: IL-PD595US 3.000K

Planar Illuminance Curve



β H() Range:-90 - 90DEG
 β H() Interval: 1.0DEG
Test Speed: HIGH
Temperature:25.3DEG
Operators:
Test Date:2023-08-14

V(B) Range:-75 - 75DEG
V(B) Interval: 5.0DEG
Test System:EVERFINE GO-2000B_V1 SYSTEM V2.0.404.7
Humidity:65.0%
Test Distance:8.240m [K=1.0000]
Remarks: IL-PD595US 3.000K

LUMINOUS DISTRIBUTION INTENSITY DATA

Test:U:230.31V I:0.1366A P:30.748W PF:0.9770 Freq:49.99Hz Lamp Flux:3666.67x1 lm		
NAME: IL-PD595US 3.000K	TYPE:	WEIGHT:
SPEC.:	DIM.:	SERIAL No.:
MFR.: EVERFINE	SUR.:550*550	Shielding Angle:

UNIT: cd

[illegible]

V(B) Range:-75 - 75DEG
V(B) Interval: 5.0DEG
Test System:EVERFINE GO-2000B_V1 SYSTEM V2.0.404.7
Humidity:65.0%
Test Distance:8.240m [K=1.0000]
Remarks: IL-PD595US 3.000K

LUMINOUS DISTRIBUTION INTENSITY DATA

Test:U:230.31V I:0.1366A P:30.748W PF:0.9770 Freq:49.99Hz Lamp Flux:3666.67x1 lm		
NAME: IL-PD595US 3.000K	TYPE:	WEIGHT:
SPEC.:	DIM.:	SERIAL No.:
MFR.: EVERFINE	SUR.:550*550	Shielding Angle:

Table--2

UNIT: cd

[illegible]

```

pH( ) Range:-90 - 90DEG
pH( ) Interval: 1.0DEG
Test Speed: HIGH
Temperature:25.3DEG
Operators:
Test Date:2023-08-14

```

V(B) Range:-75 - 75DEG
V(B) Interval: 5.0DEG
Test System:EVERFINE GO-2000B_V1 SYSTEM V2.0.404.7
Humidity:65.0%
Test Distance:8.240m [K=1.0000]
Remarks: IL-PD595US 3.000K

LUMINOUS DISTRIBUTION INTENSITY DATA

Test:U:230.31V I:0.1366A P:30.748W PF:0.9770 Freq:49.99Hz Lamp Flux:3666.67x1 lm		
NAME: IL-PD595US 3.000K	TYPE:	WEIGHT:
SPEC.:	DIM.:	SERIAL No.:
MFR.: EVERFINE	SUR.:550*550	Shielding Angle:

UNIT: cd

[illegible]

V(B) Range:-75 - 75DEG
V(B) Interval: 5.0DEG
Test System:EVERFINE GO-2000B_V1 SYSTEM V2.0.404.7
Humidity:65.0%
Test Distance:8.240m [K=1.0000]
Remarks: IL-PD595US 3.000K

LUMINOUS DISTRIBUTION INTENSITY DATA

Test:U:230.31V I:0.1366A P:30.748W PF:0.9770 Freq:49.99Hz Lamp Flux:3666.67x1 lm		
NAME: IL-PD595US 3.000K	TYPE:	WEIGHT:
SPEC.:	DIM.:	SERIAL No.:
MFR.: EVERFINE	SUR.:550*550	Shielding Angle:

Table--4

UNIT: cd

[illegible]

```

pH( ) Range:-90 - 90DEG
pH( ) Interval: 1.0DEG
Test Speed: HIGH
Temperature:25.3DEG
Operators:
Test Date:2023-08-14

```

V(B) Range:-75 - 75DEG
V(B) Interval: 5.0DEG
Test System:EVERFINE GO-2000B_V1 SYSTEM V2.0.404.7
Humidity:65.0%
Test Distance:8.240m [K=1.0000]
Remarks: IL-PD595US 3.000K